

# Dunster 2021

## PRE-EVENT INFORMATION


Below you will find details of what to expect when you arrive at the competition and how the shooting will be organised during the day.

Please answer to yourself the following questions you should consider carefully when you head for the shoot each morning of Dunster Week:


<b>Do you have a high temperature?</b>	<b>Yes/No</b>
<b>Do you have a new, continuous cough?</b>	<b>Yes/No</b>
<b>Do you have a loss of, or change to, your sense of smell or taste?</b>	<b>Yes/No</b>
<b>Are you in a household or bubble with someone who has tested positive for Covid-19 in the past 14 days</b>	<b>Yes/No</b>

**If the answer to any of these is **yes**, then **you should not attend the competition.****

NB. The Target List, this document & others are available @ <http://www.gwas.org.uk/dunster-week/>



<p>Travelling</p>	<ul style="list-style-type: none"> <li>• You can find directions to target and field venues @ <a href="http://www.gwas.org.uk/dunster-week/">http://www.gwas.org.uk/dunster-week/</a></li> <li>• Please travel alone if possible</li> </ul>
<p>Arrival</p>	<ul style="list-style-type: none"> <li>• The gate to the castle grounds will not open before 08:00</li> <li>• Please do not arrive before this time as we do not want cars queuing out on the A39</li> </ul>
<p>Parking</p>	<ul style="list-style-type: none"> <li>• Will not be in the usual place, it is still on the right hand side as you enter the Dunster Castle Grounds, just beyond the National Trust Checkpoint, please view venue map at end of document.</li> <li>• There is plenty of room so give yourself space to social distance</li> </ul>
<p>Track &amp; Trace</p>	<ul style="list-style-type: none"> <li>• Our check of who is attendance each day for track and trace will be your scoresheet, any other people with you will be your responsibility</li> </ul>
<p>Tent Areas</p>	<ul style="list-style-type: none"> <li>• There is adequate room behind the shooting line, but to ensure we can all socially distance we are asking you to pitch your tents as per the diagram below (figure 1), this gives a 4m wide circulation space and plenty of room to get to the waiting area</li> </ul>
<p>Inspection</p>	<ul style="list-style-type: none"> <li>• Judges will not touch any of your equipment</li> <li>• If bow scales are used for compounds they will be sanitised by the Judges between each use and placed on a table for you to use</li> </ul>
<p>PPE &amp; Sanitiser</p>	<ul style="list-style-type: none"> <li>• Please provide whatever PPE you feel comfortable with. If you feel more comfortable wearing a face mask please do so. It will not be a mandatory requirement for the event.</li> <li>• Please bring your own hand sanitiser</li> <li>• We will have hand sanitiser stations on the field which you are free to use</li> </ul>
<p>Food and Drink</p>	<ul style="list-style-type: none"> <li>• Ann Perryman and crew will kindly be providing food and drink, please support them in these difficult times.</li> <li>• Face masks will be required when not sat eating and drinking in the area.</li> <li>• Unfortunately, it will be cash only, contactless cannot work because of poor mobile signal.</li> <li>• Cream Tea on Wednesday will be different this year, x2 scones, jam, cream and tea (no strawberries or cake)</li> </ul>



	<ul style="list-style-type: none"> <li>• Lunchtime will be pasties, jacket potatoes etc. there will not be a main meal option this year.</li> <li>• Remember to respect social distancing.</li> <li>• Remember rule of six at tables.</li> </ul>
Toilets	<ul style="list-style-type: none"> <li>• The usual toilet blocks will be available on site</li> <li>• There will be a wash station by each block along with hand sanitiser</li> <li>• It would be a great help if you could have your own hand towel to dry your hands, saving on wasteful paper towels.</li> </ul>
Shooting Procedure	<ul style="list-style-type: none"> <li>• Please ensure social distancing at all times</li> <li>• Please keep bows and scopes in the waiting area in front of the tents when not in use</li> <li>• First detail must remove scopes on the line after shooting, second detail can leave for next end</li> </ul>
Scoring etc	<ul style="list-style-type: none"> <li>• Archers on each target should decide who will perform the following roles at the target. Spotter, Checker, Scorer, Score Checker. Only the scorer should touch the scoreboard/sheet, which you can collect at the target. When you get to the target, please respect the scoring diagram below (figure 2) so that you can maintain social distancing with your target companions and the adjacent target</li> <li>• When score sheets need to be handed in, they should be signed, use your own pen please, and left on the shooting line</li> <li>• Archers should only pull their own arrows</li> </ul>
Rubbish	<ul style="list-style-type: none"> <li>• <b>Please take your own rubbish home with you! There will be no waste bins along the line</b></li> </ul>
Awards	<ul style="list-style-type: none"> <li>• Trophies and medals will be given out daily after the end of shooting and once results have been finalised. This will take place outside of the marquee</li> <li>• Please remember to respect social distancing and not to gather in groups of more than 30</li> <li>• Other than for the field course, if awards are not collected they will not be sent on post event</li> </ul>


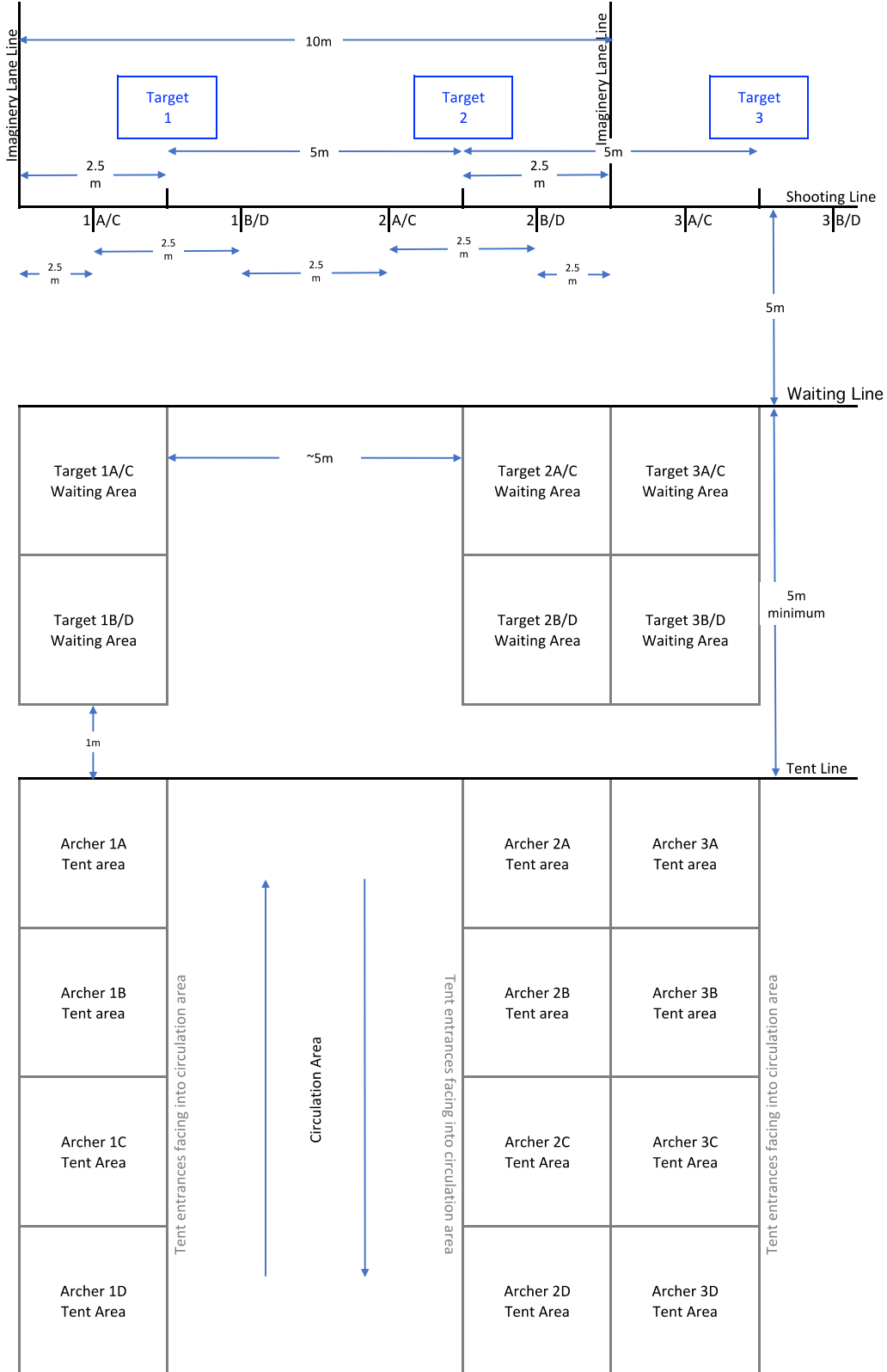



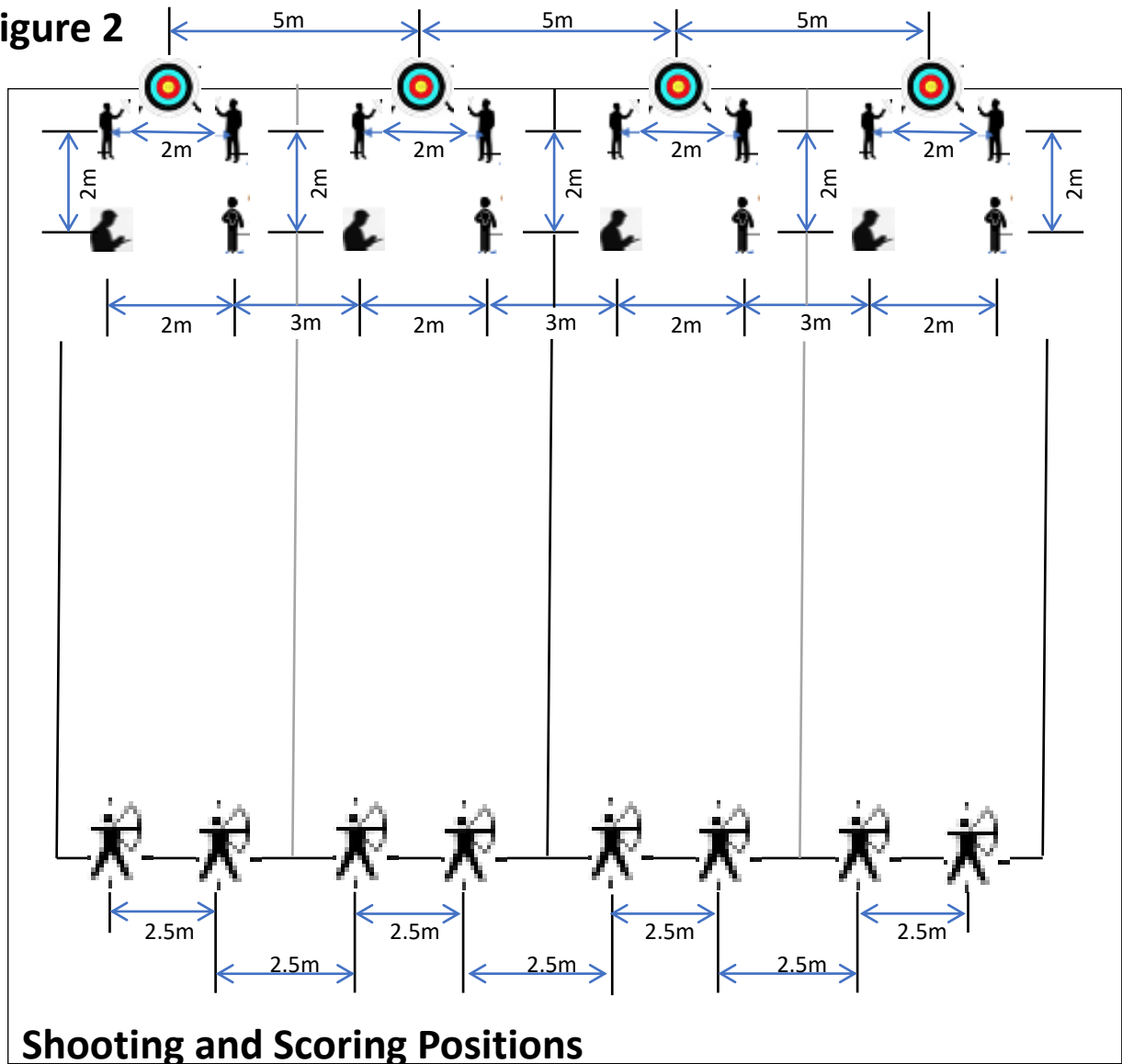
FIGURE 1




RANGE LAYOUT DIAGRAM



**Figure 2**





## Venue Map

